


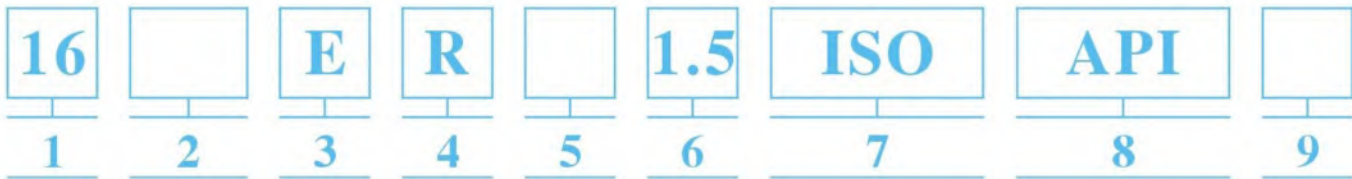
# 螺纹刀片 D

THREAD INSERT





型号说明



**1** 刀片尺寸      **2** 刀片形状      **3** 刀片类型

L08:d=4.762mm  
L11:d=6.35mm  
L16:d=9.525mm  
L22:d=12.7mm  
L27:d=15.875mm

U型  
V型

E:外螺纹刀片  
I:内螺纹刀片

**4** 刀片方向      **5** 刀片制作类型      **6** 螺距

R:右手刀片  
L:左手刀片

M:压制  
普通

全牙型		范围牙型	
mm	TPI	mm	TPI
0.35~6.0	72-3	0.5~1.5	48-16
		0.5~3.0	48-8
		1.75~3.0	14-8
		3.5~5.0	7-5
		5.5~6.0	4.5-4

**7** 螺纹标准      **8** API型式      **9** 牌号

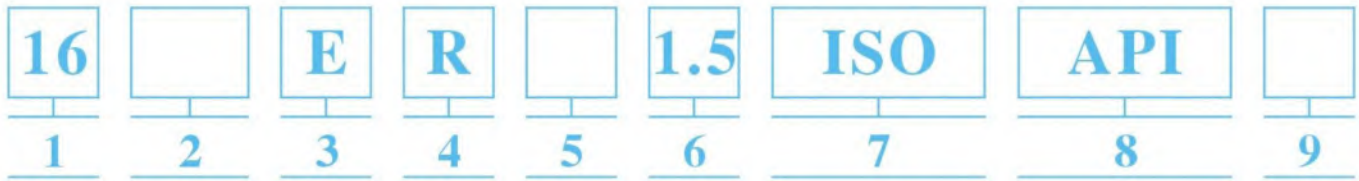
- 60° 范围牙型螺纹
- 55° 范围牙型螺纹
- So公制螺纹 (全牙型)
- 美制螺纹UN (全牙型) UN,UNC,UNF,UNEF
- 惠氏螺纹 (全牙型) BSW,BSF,BSP
- 英制标准锥管螺纹 (全牙型) BSPT
- 美制60° 锥管螺纹 (全牙型) NPT
- 美制干密封直管螺纹 (全牙型) NPTF
- DIN405圆齿螺纹
- DIN103梯形螺纹
- 美式梯形螺纹ACME
- 美制短牙梯形螺纹STUB ACME
- 精密圆弧牙顶60° 螺纹UNJ
- 美制锯齿螺纹
- 英制锯齿螺纹
- 公制锯齿螺纹Buttress-Sagengewinde
- API美制石油管螺纹
- API美制石油偏梯形套管螺纹
- API美制石油圆齿管螺纹
- 流线型套管螺纹

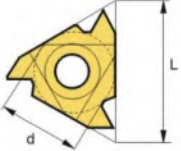
- 382 = 2
- 383 = 3
- 403 = 15
- 502 = 75
- 503 = 125

- YD930 通用类材质
- KW10 K类材质



## Vardex Ordering Code System



<b>1</b> Insert Size	<b>2</b> Insert Style	<b>3</b> Type of Insert
<p>L08:d=4.762mm L11:d=6.35mm L16:d=9.525mm L22:d=12.7mm L27:d=15.875mm</p> 	<p>U Type V Type</p>	<p>E:External Thread I:Internal Thread</p>

<b>4</b> Hand of Insert	<b>5</b> Insert Production type	<b>6</b> Pitch																												
<p>R:Right-hand L:Left-hand</p>	<p>M:Pressing Common</p>	<table border="1"> <thead> <tr> <th colspan="2">Full Profile</th> <th colspan="2">Full Profile</th> </tr> <tr> <th>mm</th> <th>TPI</th> <th>mm</th> <th>TPI</th> </tr> </thead> <tbody> <tr> <td>0.35~6.0</td> <td>72-3</td> <td>0.5~1.5</td> <td>48-16</td> </tr> <tr> <td></td> <td></td> <td>0.5~3.0</td> <td>48-8</td> </tr> <tr> <td></td> <td></td> <td>1.75~3.0</td> <td>14-8</td> </tr> <tr> <td></td> <td></td> <td>3.5~5.0</td> <td>7-5</td> </tr> <tr> <td></td> <td></td> <td>5.5~6.0</td> <td>4.5-4</td> </tr> </tbody> </table>	Full Profile		Full Profile		mm	TPI	mm	TPI	0.35~6.0	72-3	0.5~1.5	48-16			0.5~3.0	48-8			1.75~3.0	14-8			3.5~5.0	7-5			5.5~6.0	4.5-4
Full Profile		Full Profile																												
mm	TPI	mm	TPI																											
0.35~6.0	72-3	0.5~1.5	48-16																											
		0.5~3.0	48-8																											
		1.75~3.0	14-8																											
		3.5~5.0	7-5																											
		5.5~6.0	4.5-4																											

<b>7</b> Thread Standard	<b>8</b> API Form	<b>9</b> Trademark
<p>Partial profile 60° Partial profile 55° ISO Metric(Full profile) American UN(Full profile)UN,UNC,UNF,UNEF Whitworth ( Full profile ) BSW,BSF,BSP British Standard Pipe Thread ( Full profile ) BSPT National pipe Thread ( Full profile ) NPT National pipe Threads-Dryseal ( Full profile ) NPTF Round DIN405 Trapez DIN103 American ACME Stub ACME UNJ American Buttress British Buttress Metric Buttress-Sagengewinde API API Buttress Casing API Buttress Casing &amp; Tubing Extreme Line Casing</p>	<p>382 2 383 3 403 15 502 75 503 125</p>	<p>YD930 General KW10 K-Cst iron</p>



60° 范围牙型 Partialprofile

类型 Type	型号 Designation 右手 (right)	YD930	KM10	型号 Designation 左手 (left)	YD930	KM10	螺距 (mm)	TPI	尺寸 Dimensions(mm)				图片 Picture
									d	l	x	f	
外螺纹 Extrnal	11ER-A60	●	●	11EL-A60			0.5~1.5	48~16	6.35	11	0.8	0.9	
	16ER-A60	●	●	16EL-A60			0.5~1.5	48~16	9.525	16	0.8	0.9	
	16ER-G60	●	●	16EL-G60			1.75~3.0	14~8	9.525	16	1.2	1.5	
	16ER-AG60	●	●	16EL-AG60	●	●	0.5~3.0	48~8	9.525	16	1.2	1.5	
	22ER-N60	●	●	22EL-N60			3.5~5.0	7~5	12.7	22	1.7	2.5	
	27ER-Q60	●	●	27EL-Q60			5.5~6.0	4.5~4	15.875	27	2.3	3.1	
内螺纹 Internla	08IR-A60	●	●	08IL-A60			0.5~1.5	48~16	4.762	08	0.6	0.6	
	11IR-A60	●	●	11IL-A60			0.5~1.5	48~16	6.35	11	0.8	0.9	
	16IR-A60	●	●	16IL-A60			0.5~1.5	48~16	9.525	16	0.8	0.9	
	16IR-G60	●	●	16IL-G60	●	○	1.75~3.0	14~8	9.525	16	1.2	1.5	
	16IR-AG60	●	●	16IL-AG60			0.5~3.0	48~8	9.525	16	1.2	1.5	
	22IR-N60	●	●	22IL-N60			3.5~5.0	7~5	12.7	22	1.7	2.5	
	27IR-Q60	○	○	27IL-Q60			5.5~6.0	4.5~4	15.875	27	2.3	2.7	

D  
刀片系列  
Insert Series

类型 Type	型号 Designation 右手 (right)	YD930	KM10	型号 Designation 左手 (left)	YD930	KM10	螺距 (mm)	TPI	尺寸 Dimensions(mm)				图片 Picture
									d	l	x	f	
外螺纹 Extrnal	16ERM-A60			16ELM-A60			0.5~1.5	48~16	9.525	16	0.9	0.9	
	16ERM-G60			16ELM-G60			1.75~3.0	14~8	9.525	16	1.3	1.5	
	16ERM-AG60	○	○	16ELM-AG60			0.5~3.0	48~8	9.525	16	1.3	1.5	
	22ERM-N60			22ELM-N60			3.5~5.0	7~5	12.7	22	1.8	2.5	
内螺纹 Internla	16IRM-A60			16ILM-A60			0.5~1.5	48~16	9.525	0.08	0.9	0.9	
	16IRM-G60			16ILM-G60			1.75~3.0	14~8	9.525	0.12	1.3	1.5	
	16IRM-AG60	○	○	16ILM-AG60			0.5~3.0	48~8	9.525	0.08	1.3	1.5	
	22IRM-N60			22ILM-N60			3.5~5.0	7~5	12.7	0.30	1.8	2.5	

● : 库存项      ○ : 准库存  
● : Stock item      ○ : Underpring forstock



## 55° 范围牙型 Partialprofile

类型 Type	型号 Designation 右手 (right)	YD930	KW10	型号 Designation 左手 (left)	YD930	KW10	螺距 (mm)	TPI	尺寸 Dimensions(mm)				图片 Picture
									d	l	x	f	
外螺纹 Extrnal	11ER-A55	●	●	11EL-A55			0.5~1.5	48~16	6.35	11	0.8	0.9	
	16ER-A55	●	●	16EL-A55			0.5~1.5	48~16	9.525	16	0.8	0.9	
	16ER-G55	●	●	16EL-G55			1.75~3.0	14~8	9.525	16	1.2	1.5	
	16ER-AG55	●	●	16EL-AG55	●	●	0.5~3.0	48~8	9.525	16	1.2	1.5	
	22ER-N55	●	●	22EL-N55			3.5~5.0	7~5	12.7	27	1.7	2.5	
	27ER-Q55	●	●	27EL-Q55			5.5~6.0	4.5~4	15.875	27	2.0	2.9	
内螺纹 Internla	08IR-A55	●	●	08IL-A55			0.5~1.5	48~16	4.762	08	0.6	0.6	
	11IR-A55	●	●	11IL-A55			0.5~1.5	48~16	6.35	11	0.8	0.9	
	16IR-A55	●	●	16IL-A55			0.5~1.5	48~16	9.525	16	0.8	0.9	
	16IR-G55	●	●	16IL-G55			1.75~3.0	14~8	9.525	16	1.2	1.5	
	16IR-AG55	●	●	16IL-AG55	●	●	0.5~3.0	48~8	9.525	16	1.2	1.5	
	22IR-N55	●	●	22IL-N55			3.5~5.0	7~5	12.7	22	1.7	2.5	
	27IR-Q55	○	○	27IL-Q55			5.5~6.0	4.5~4	15.875	27	2.0	2.9	

类型 Type	型号 Designation 右手 (right)	YD930	KW10	型号 Designation 左手 (left)	YD930	KW10	螺距 (mm)	TPI	尺寸 Dimensions(mm)				图片 Picture
									d	l	x	f	
外螺纹 Extrnal	16ERM-A55			16ELM-A55			0.5~1.5	48~16	9.525	16	0.8	0.9	
	16ERM-G55			16ELM-G55			1.75~3.0	14~8	9.525	16	1.3	1.5	
	16ERM-AG55			16ELM-AG55			0.5~3.0	48~8	9.525	16	1.3	1.5	
	22ERM-N55			22ELM-N55			3.5~5.0	7~5	12.7	27	1.7	2.5	
内螺纹 Internla	16IRM-A55			16ILM-A55			0.5~1.5	48~16	9.525	16	0.8	0.9	
	16IRM-G55			16ILM-G55			1.75~3.0	14~8	9.525	16	1.3	1.5	
	16IRM-AG55			16ILM-AG55			0.5~3.0	48~8	9.525	16	1.3	1.5	
	22IRM-N55			22ILM-N55			3.5~5.0	7~5	12.7	22	1.7	2.5	

● : 库存项      ○ : 准库存  
● : Stock item      ○ : Underpring forstock

D  
刀片系列  
Insert Series



ISO 公制螺纹 ISO Metric

类型 Type	型号 Designation 右手 (right)	YD930	KM10	型号 Designation 左手 (left)	YD930	KM10	螺距 (mm)	TPI	尺寸 Dimensions(mm)				图片 Picture
									d	l	x	f	
外螺纹 Extrnal	11ER-0.4ISO			11EL-0.4ISO			0.4	0.4	6.35	11	0.7	0.4	
	11ER-0.45ISO			11EL-0.45ISO			0.45	0.45	6.35	11	0.7	0.4	
	11ER-0.5ISO			11EL-0.5ISO			0.5	0.5	6.35	11	0.6	0.4	
	11ER-0.6ISO			11EL-0.6ISO			0.6	0.6	6.35	11	0.6	0.6	
	11ER-0.7ISO			11EL-0.7ISO			0.7	0.7	6.35	11	0.6	0.6	
	11ER-0.75ISO			11EL-0.75ISO			0.75	0.75	6.35	11	0.6	0.6	
	11ER-0.8ISO			11EL-0.8ISO			0.8	0.8	6.35	11	0.6	0.6	
	11ER-1.0ISO	●	●	11EL-1.0ISO			1.0	1.0	6.35	11	0.7	0.7	
	11ER-1.25ISO			11EL-1.25ISO			1.25	1.25	6.35	11	0.8	0.9	
	11ER-1.5ISO	●	●	11EL-1.5ISO			1.5	1.5	6.35	11	0.8	1.0	
	11ER-1.75ISO			11EL-1.75ISO			1.75	1.75	6.35	11	0.8	1.1	
	16ER-0.4ISO			16EL-0.4ISO			0.4	0.4	9.525	16	0.7	0.4	
	16ER-0.45ISO			16EL-0.45ISO			0.45	0.45	9.525	16	0.7	0.4	
	16ER-0.5ISO	●	●	16EL-0.5ISO			0.5	0.5	9.525	16	0.6	0.4	
	16ER-0.6ISO			16EL-0.6ISO			0.6	0.6	9.525	16	0.6	0.6	
	16ER-0.7ISO			16EL-0.7ISO			0.7	0.7	9.525	16	0.6	0.6	
	16ER-0.75ISO	●	●	16EL-0.75ISO	○	○	0.75	0.75	9.525	16	0.6	0.6	
	16ER-0.8ISO	●	●	16EL-0.8ISO	○	○	0.8	0.8	9.525	16	0.6	0.6	
	16ER-1.0ISO	●	●	16EL-1.0ISO	●	●	1.0	1.0	9.525	16	0.7	0.7	
	16ER-1.25ISO	●	●	16EL-1.25ISO			1.25	1.25	9.525	16	0.8	0.9	
	16ER-1.5ISO	●	●	16EL-1.5ISO	●	●	1.5	1.5	9.525	16	0.8	1.0	
	16ER-1.75ISO	●	●	16EL-1.75ISO	○	○	1.75	1.75	9.525	16	0.9	1.2	
	16ER-2.0ISO	●	●	16EL-2.0ISO	○	○	2.0	2.0	9.525	16	1.0	1.3	
	16ER-2.5ISO	●	●	16EL-2.5ISO			2.5	2.5	9.525	16	1.1	1.5	
	16ER-3.0ISO	●	●	16EL-3.0ISO			3.0	3.0	9.525	16	1.2	1.6	
	22ER-3.5ISO	●	●	22EL-3.5ISO			3.5	3.5	12.7	22	1.6	2.3	
	22ER-4.0ISO	●	●	22EL-4.0ISO			4.0	4.0	12.7	22	1.6	2.3	
22ER-4.5ISO	○	○	22EL-4.5ISO			4.5	4.5	12.7	22	1.7	2.4		
22ER-5.0ISO	●	●	22EL-5.0ISO			5.0	5.0	12.7	22	1.7	2.5		
27ER-5.5ISO	●	●	27EL-5.5ISO			5.5	5.5	15.875	27	1.9	2.7		
27ER-6.0ISO	●	●	27EL-6.0ISO			6.0	6.0	15.875	27	2.0	2.9		

D  
Insert Series  
刀片系列

类型 Type	型号 Designation 右手 (right)	YD930	KM10	型号 Designation 左手 (left)	YD930	KM10	螺距 (mm)	尺寸 Dimensions(mm)				图片 Picture
								d	l	x	f	
外螺纹 Extrnal	16ERM-1.0ISO	○	○	16ELM-1.0ISO			1.0	9.525	16	0.8	0.7	
	16ERM-1.25ISO	○	○	16ELM-1.25ISO			1.25	9.525	16	0.9	0.9	
	16ERM-1.5ISO	○	○	16ELM-1.5ISO			1.5	9.525	16	0.9	1.0	
	16ERM-1.75ISO	○	○	16ELM-1.75ISO			1.75	9.525	16	1.0	1.2	
	16ERM-2.0ISO	○	○	16ELM-2.0ISO			2.0	9.525	16	1.1	1.3	
	16ERM-2.5ISO	○	○	16ELM-2.5ISO			2.5	9.525	16	1.2	1.5	
	16ERM-3.0ISO	○	○	16ELM-3.0ISO			3.0	9.525	16	1.3	1.6	

●: 库存项      ○: 准库存  
●: Stock item      ○: Underpring forstock



ISO 公制螺纹 ISO Metric

类型 Type	型号 Designation 右手 (right)	YD930	KM10	型号 Designation 左手 (left)	YD930	KM10	螺距 (mm)	尺寸 Dimensions(mm)				图片 Picture
								d	l	x	f	
外螺纹 Extrnal	111R-0.4ISO			111L-0.4ISO			0.4	6.35	11	0.8	0.4	
	111R-0.45ISO			111L-0.45ISO			0.45	6.35	11	0.8	0.4	
	111R-0.5ISO	●	●	111L-0.5ISO			0.5	6.35	11	0.6	0.4	
	111R-0.6ISO			111L-0.6ISO			0.6	6.35	11	0.6	0.6	
	111R-0.7ISO			111L-0.7ISO			0.7	6.35	11	0.6	0.6	
	111R-0.75ISO	●	●	111L-0.75ISO			0.75	6.35	11	0.6	0.6	
	111R-0.8ISO			111L-0.8ISO			0.8	6.35	11	0.6	0.6	
	111R-1.0ISO	●	●	111L-1.0ISO			1.0	6.35	11	0.6	0.7	
	111R-1.25ISO	●	●	111L-1.25ISO			1.25	6.35	11	0.8	0.9	
	111R-1.5ISO	●	●	111L-1.5ISO			1.5	6.35	11	0.8	1.0	
	111R-1.75ISO	●	●	111L-1.75ISO			1.75	6.35	11	0.9	1.1	
	111R-2.0ISO	●	●	111L-2.0ISO			2.0	6.35	11	0.9	1.1	
	111R-2.5ISO	●	●	111L-2.5ISO			2.5	6.35	11	0.8	1.1	
	161R-0.35ISO			161L-0.35ISO			0.35	9.525	16	0.8	0.3	
	161R-0.4ISO			161L-0.4ISO			0.4	9.525	16	0.8	0.4	
	161R-0.45ISO			161L-0.45ISO			0.45	9.525	16	0.8	0.4	
	161R-0.5ISO	●	●	161L-0.5ISO			0.5	9.525	16	0.6	0.4	
	161R-0.6ISO			161L-0.6ISO			0.6	9.525	16	0.6	0.6	
	161R-0.7ISO			161L-0.7ISO			0.7	9.525	16	0.6	0.6	
	161R-0.75ISO	●	●	161L-0.75ISO			0.75	9.525	16	0.6	0.6	
	161R-0.8ISO	○	○	161L-0.8ISO			0.8	9.525	16	0.6	0.6	
	161R-1.0ISO	●	●	161L-1.0ISO			1.0	9.525	16	0.6	0.7	
	161R-1.25ISO	●	●	161L-1.25ISO			1.25	9.525	16	0.8	0.9	
	161R-1.5ISO	●	●	161L-1.5ISO			1.5	9.525	16	0.8	1.0	
	161R-1.75ISO	●	●	161L-1.75ISO			1.75	9.525	16	0.9	1.2	
	161R-2.0ISO	●	●	161L-2.0ISO			2.0	9.525	16	1.0	1.3	
	161R-2.5ISO	●	●	161L-2.5ISO			2.5	9.525	16	1.1	1.5	
	161R-3.0ISO	●	●	161L-3.0ISO			3.0	9.525	16	1.1	1.5	
	221R-3.5ISO	●	●	221L-3.5ISO			3.5	12.7	22	1.6	2.3	
	221R-4.0ISO	●	●	221L-4.0ISO			4.0	12.7	22	1.6	2.3	
	221R-4.5ISO	○	○	221L-4.5ISO			4.5	12.7	22	1.6	2.4	
	221R-5.0ISO	●	●	221L-5.0ISO			5.0	12.7	22	1.6	2.3	
271R-5.5ISO	○	○	271L-5.5ISO			5.5	15.875	27	1.6	2.3		
271R-6.0ISO	●	●	271L-6.0ISO			6.0	15.875	27	1.8	2.5		

类型 Type	型号 Designation 右手 (right)	YD930	KM10	型号 Designation 左手 (left)	YD930	KM10	螺距 (mm)	尺寸 Dimensions(mm)				图片 Picture
								d	l	x	f	
外螺纹 Extrnal	161RM-1.0ISO	○	○	161LM-1.0ISO			1.0	9.525	16	0.7	0.7	
	161RM-1.25ISO	○	○	161LM-1.25ISO			1.25	9.525	16	0.9	0.9	
	161RM-1.5ISO	○	○	161LM-1.5ISO			1.5	9.525	16	0.9	1.0	
	161RM-1.75ISO	○	○	161LM-1.75ISO			1.75	9.525	16	1.0	1.2	
	161RM-2.0ISO	○	○	161LM-2.0ISO			2.0	9.525	16	1.1	1.3	
	161RM-2.5ISO	○	○	161LM-2.5ISO			2.5	9.525	16	1.2	1.5	
	161RM-3.0ISO	○	○	161LM-3.0ISO			3.0	9.525	16	1.3	1.5	

●: 库存项      ○: 准库存  
●: Stock item      ○: Underpring forstock

D  
刀片系列  
Insert Series



美制螺纹 American: UN,UNC,UNF,UNEF

类型 Type	型号 Designation 右手 (right)	YD980	KM10	型号 Designation 左手 (left)	YD980	KM10	TPI	尺寸 Dimensions(mm)				图片 Picture
								d	l	x	f	
外螺纹 Extrnal	11ER-64UN			11EL-64UN			64	6.35	11	0.8	0.4	
	11ER-56UN			11EL-56UN			56	6.35	11	0.7	0.4	
	11ER-48UN			11EL-48UN			48	6.35	11	0.6	0.6	
	11ER-44UN			11EL-44UN			44	6.35	11	0.6	0.6	
	11ER-40UN			11EL-40UN			40	6.35	11	0.6	0.6	
	11ER-36UN			11EL-36UN			36	6.35	11	0.6	0.6	
	11ER-32UN			11EL-32UN			32	6.35	11	0.6	0.6	
	11ER-28UN			11EL-28UN			28	6.35	11	0.6	0.7	
	11ER-27UN			11EL-27UN			27	6.35	11	0.7	0.8	
	11ER-24UN			11EL-24UN			24	6.35	11	0.7	0.8	
	11ER-20UN			11EL-20UN			20	6.35	11	0.8	0.9	
	11ER-18UN			11EL-18UN			18	6.35	11	0.8	1.0	
	11ER-16UN			11EL-16UN			16	6.35	11	0.9	1.1	
	11ER-14UN			11EL-14UN			14	6.35	11	0.9	1.1	
	16ER-64UN			16EL-64UN			64	9.525	16	0.8	0.4	
	16ER-56UN			16EL-56UN			56	9.525	16	0.7	0.4	
	16ER-48UN			16EL-48UN			48	9.525	16	0.6	0.6	
	16ER-44UN			16EL-44UN			44	9.525	16	0.6	0.6	
	16ER-40UN			16EL-40UN			40	9.525	16	0.6	0.6	
	16ER-36UN			16EL-36UN			36	9.525	16	0.6	0.6	
	16ER-32UN	●	●	16EL-32UN			32	9.525	16	0.6	0.6	
	16ER-28UN	●	●	16EL-28UN			28	9.525	16	0.6	0.7	
	16ER-27UN	○	○	16EL-27UN			27	9.525	16	0.7	0.8	
	16ER-24UN	●	●	16EL-24UN			24	9.525	16	0.7	0.8	
	16ER-20UN	●	●	16EL-20UN			20	9.525	16	0.8	0.9	
	16ER-18UN	●	●	16EL-18UN			18	9.525	16	0.8	1.0	
	16ER-16UN	●	●	16EL-16UN			16	9.525	16	0.9	1.1	
	16ER-14UN	●	●	16EL-14UN			14	9.525	16	1.0	1.2	
	16ER-13UN	●	●	16EL-13UN			13	9.525	16	1.0	1.3	
	16ER-12UN	●	●	16EL-12UN			12	9.525	16	1.1	1.4	
	16ER-11.5UN	○	○	16EL-11.5UN			11.5	9.525	16	1.1	1.5	
	16ER-11UN	●	●	16EL-11UN			11	9.525	16	1.1	1.5	
	16ER-10UN	●	●	16EL-10UN			10	9.525	16	1.1	1.5	
	16ER-9UN	●	●	16EL-9UN			9	9.525	16	1.2	1.7	
16ER-8UN	●	●	16EL-8UN			8	9.525	16	1.2	1.6		
22ER-7UN			22EL-7UN			7	12.7	22	1.6	2.3		
22ER-6UN			22EL-6UN			6	12.7	22	1.6	2.3		
22ER-5UN			22EL-5UN			5	12.7	22	1.7	2.5		
27ER-4.5UN			27EL-4.5UN			4.5	15.875	27	1.9	2.7		
27ER-4UN			27EL-4UN			4	15.875	27	2.1	3.0		

●: 库存项      ○: 准库存  
●: Stock item      ○: Underpring forstock





美制螺纹 American: UN,UNC,UNF,UNEF

类型 Type	型号 Designation 右手 (right)	YD930	KM10	型号 Designation 左手 (left)	YD930	KM10	TPI	尺寸 Dimensions(mm)				图片 Picture
								d	l	x	f	
外螺纹 Extrnal	111R-64UN			111L-64UN			64	6.35	11	0.8	0.4	
	111R-56UN			111L-56UN			56	6.35	11	0.7	0.4	
	111R-48UN			111L-48UN			48	6.35	11	0.6	0.6	
	111R-44UN			111L-44UN			44	6.35	11	0.6	0.6	
	111R-40UN			111L-40UN			40	6.35	11	0.6	0.6	
	111R-36UN			111L-36UN			36	6.35	11	0.6	0.6	
	111R-32UN			111L-32UN			32	6.35	11	0.6	0.6	
	111R-28UN			111L-28UN			28	6.35	11	0.6	0.7	
	111R-27UN			111L-27UN			27	6.35	11	0.7	0.8	
	111R-24UN	○	○	111L-24UN			24	6.35	11	0.7	0.8	
	111R-20UN	○	○	111L-20UN			20	6.35	11	0.8	0.9	
	111R-18UN			111L-18UN			18	6.35	11	0.8	1.0	
	111R-16UN			111L-16UN			16	6.35	11	0.9	1.1	
	111R-14UN			111L-14UN			14	6.35	11	0.9	1.1	
	111R-12UN			111L-12UN			12	6.35	11	0.8	1.1	
	111R-11UN			111L-11UN			11	6.35	11	0.8	1.1	
	161R-64UN			161L-64UN			64	9.525	16	0.8	0.4	
	161R-56UN			161L-56UN			56	9.525	16	0.7	0.4	
	161R-48UN			161L-48UN			48	9.525	16	0.6	0.6	
	161R-44UN			161L-44UN			44	9.525	16	0.6	0.6	
	161R-40UN			161L-40UN			40	9.525	16	0.6	0.6	
	161R-36UN			161L-36UN			36	9.525	16	0.6	0.6	
	161R-32UN			161L-32UN			32	9.525	16	0.6	0.6	
	161R-28UN	○	○	161L-28UN			28	9.525	16	0.6	0.7	
	161R-27UN	○	○	161L-27UN			27	9.525	16	0.7	0.8	
	161R-24UN	○	○	161L-24UN			24	9.525	16	0.7	0.8	
	161R-20UN	●	●	161L-20UN			20	9.525	16	0.8	0.9	
	161R-18UN	●	●	161L-18UN			18	9.525	16	0.8	1.0	
	161R-16UN	●	●	161L-16UN			16	9.525	16	0.9	1.1	
	161R-14UN	●	●	161L-14UN			14	9.525	16	0.9	1.2	
	161R-13UN	●	●	161L-13UN			13	9.525	16	1.0	1.3	
	161R-12UN	●	●	161L-12UN			12	9.525	16	1.1	1.4	
	161R-11.5UN	○	○	161L-11.5UN			11.5	9.525	16	1.1	1.5	
	161R-11UN	●	●	161L-11UN			11	9.525	16	1.1	1.5	
	161R-10UN	●	●	161L-10UN			10	9.525	16	1.1	1.5	
	161R-9UN	○	○	161L-9UN			9	9.525	16	1.2	1.7	
	161R-8UN	●	●	161L-8UN			8	9.525	16	1.2	1.5	
	221R-7UN			221L-7UN			7	12.7	22	1.6	2.3	
	221R-6UN			221L-6UN			6	12.7	22	1.6	2.3	
	221R-5UN			221L-5UN			5	12.7	22	1.7	2.3	
271R-4.5UN			IL27-4.5UN			4.5	15.875	27	1.9	2.4		
271R-4UN			IL27-4UN			4	15.875	27	2.1	2.7		

●: 库存项      ○: 准库存  
●: Stock item      ○: Underpring forstock

D  
刀片系列  
Insert Series



惠氏螺纹 Whitworth: BSW,BSF,BSP

类型 Type	型号 Designation 右手 (right)	YD930	KW10	型号 Designation 左手 (left)	YD930	KW10	TPI	尺寸 Dimensions(mm)				图片 Picture
								d	l	x	f	
外螺纹 Extrnal	11ER-60W			11EL-60W			60	6.35	11	0.7	0.4	
	11ER-56W			11EL-56W			56	6.35	11	0.7	0.4	
	11ER-48W			11EL-48W			48	6.35	11	0.6	0.6	
	11ER-40W			11EL-40W			40	6.35	11	0.6	0.6	
	11ER-36W			11EL-36W			36	6.35	11	0.6	0.6	
	11ER-32W			11EL-32W			32	6.35	11	0.6	0.6	
	11ER-28W			11EL-28W			28	6.35	11	0.6	0.7	
	11ER-26W			11EL-26W			26	6.35	11	0.7	0.8	
	11ER-24W			11EL-24W			24	6.35	11	0.7	0.8	
	11ER-22W			11EL-22W			22	6.35	11	0.8	0.9	
	11ER-20W			11EL-20W			20	6.35	11	0.8	0.9	
	11ER-19W			11EL-19W			19	6.35	11	0.8	1.0	
	11ER-18W			11EL-18W			18	6.35	11	0.8	1.0	
	11ER-16W			11EL-16W			16	6.35	11	0.9	1.1	
	11ER-14W			11EL-14W			14	6.35	11	1.0	1.2	
	16ER-60W			16EL-60W			60	9.525	16	0.7	0.4	
	16ER-56W			16EL-56W			56	9.525	16	0.7	0.4	
	16ER-48W			16EL-48W			48	9.525	16	0.6	0.6	
	16ER-40W			16EL-40W			40	9.525	16	0.6	0.6	
	16ER-36W			16EL-36W			36	9.525	16	0.6	0.6	
	16ER-32W	●	●	16EL-32W			32	9.525	16	0.6	0.6	
	16ER-30W			16EL-30W			30	9.525	16	0.6	0.7	
	16ER-28W	●	●	16EL-28W			28	9.525	16	0.6	0.7	
	16ER-26W			16EL-26W			26	9.525	16	0.7	0.8	
	16ER-24W	●	●	16EL-24W			24	9.525	16	0.7	0.8	
	16ER-22W			16EL-22W			22	9.525	16	0.8	0.9	
	16ER-20W	●	●	16EL-20W			20	9.525	16	0.8	0.9	
	16ER-19W	●	●	16EL-19W			19	9.525	16	0.8	1.0	
	16ER-18W	●	●	16EL-18W			18	9.525	16	0.8	1.0	
	16ER-16W	●	●	16EL-16W			16	9.525	16	0.9	1.1	
	16ER-14W	●	●	16EL-14W			14	9.525	16	1.0	1.2	
	16ER-12W	●	●	16EL-12W			12	9.525	16	1.1	1.4	
16ER-11W	●	●	16EL-11W			11	9.525	16	1.1	1.5		
16ER-10W			16EL-10W			10	9.525	16	1.1	1.5		
16ER-9W			16EL-9W			9	9.525	16	1.2	1.7		
16ER-8W	●	●	16EL-8W			8	9.525	16	1.2	1.5		
22ER-7W			22EL-7W			7	12.7	22	1.6	2.3		
22ER-6W			22EL-6W			6	12.7	22	1.6	2.3		
22ER-5W			22EL-5W			5	12.7	22	1.7	2.4		
27ER-4.5W			27EL-4.5W			4.5	15.875	27	1.8	2.6		
27ER-4W			27EL-4W			4	15.875	27	2.0	2.9		

● : 库存项      ○ : 准库存  
● : Stock item      ○ : Underpring forstock



惠氏螺纹 Whitworth: BSW,BSF,BSP

类型 Type	型号 Designation 右手 (right)	YD930	KM10	型号 Designation 左手 (left)	YD930	KM10	TPI	尺寸 Dimensions(mm)				图片 Picture
								d	l	x	f	
外螺纹 Extrnal	111R-60W			111L-60W			60	6.35	11	0.7	0.4	
	111R-56W			111L-56W			56	6.35	11	0.7	0.4	
	111R-48W			111L-48W			48	6.35	11	0.6	0.6	
	111R-40W			111L-40W			40	6.35	11	0.6	0.6	
	111R-36W			111L-36W			36	6.35	11	0.6	0.6	
	111R-32W			111L-32W			32	6.35	11	0.6	0.6	
	111R-28W			111L-28W			28	6.35	11	0.6	0.7	
	111R-26W			111L-26W			26	6.35	11	0.7	0.8	
	111R-24W			111L-24W			24	6.35	11	0.7	0.8	
	111R-22W			111L-22W			22	6.35	11	0.8	0.9	
	111R-20W			111L-20W			20	6.35	11	0.8	0.9	
	111R-19W			111L-19W			19	6.35	11	0.8	1.0	
	111R-18W			111L-18W			18	6.35	11	0.8	1.0	
	111R-16W			111L-16W			16	6.35	11	0.9	1.1	
	111R-14W			111L-14W			14	6.35	11	0.9	1.1	
	111R-12W			111L-12W			12	6.35	11	0.9	1.2	
	161R-60W			161L-60W			60	9.525	16	0.7	0.4	
	161R-56W			161L-56W			56	9.525	16	0.7	0.4	
	161R-48W			161L-48W			48	9.525	16	0.6	0.6	
	161R-40W			161L-40W			40	9.525	16	0.6	0.6	
	161R-36W			161L-36W			36	9.525	16	0.6	0.6	
	161R-32W			161L-32W			32	9.525	16	0.6	0.6	
	161R-30W			161L-30W			30	9.525	16	0.6	0.7	
	161R-28W			161L-28W			28	9.525	16	0.6	0.7	
	161R-26W			161L-26W			26	9.525	16	0.7	0.8	
	161R-24W			161L-24W			24	9.525	16	0.7	0.8	
	161R-22W			161L-22W			22	9.525	16	0.8	0.9	
	161R-20W		○ ○	161L-20W			20	9.525	16	0.8	0.9	
	161R-19W		● ●	161L-19W			19	9.525	16	0.8	1.0	
	161R-18W		● ●	161L-18W			18	9.525	16	0.8	1.0	
	161R-16W		○ ○	161L-16W			16	9.525	16	0.9	1.1	
	161R-14W		● ●	161L-14W			14	9.525	16	1.0	1.2	
	161R-12W		● ●	161L-12W			12	9.525	16	1.1	1.4	
	161R-11W		● ●	161L-11W			11	9.525	16	1.1	1.5	
161R-10W		● ●	161L-10W			10	9.525	16	1.1	1.5		
161R-9W		● ●	161L-9W			9	9.525	16	1.2	1.7		
161R-8W		● ●	161L-8W			8	9.525	16	1.2	1.5		
221R-7W			221L-7W			7	12.7	22	1.6	2.3		
221R-6W			221L-6W			6	12.7	22	1.6	2.3		
221R-5W			221L-5W			5	12.7	22	1.7	2.4		
271R-4.5W			271L-4.5W			4.5	15.875	27	1.8	2.6		
271R-4W			271L-4W			4	15.875	27	2.0	2.9		

●: 库存项      ○: 准库存  
●: Stock item      ○: Underpring forstock

D  
刀片系列  
Insert Series



## BSPT英制标准 British Standard pie Thread

类型 Type	型号 Designation 右手 (right)	YD930	KM10	型号 Designation 左手 (left)	YD930	KM10	TPI	尺寸 Dimensions(mm)				图片 Picture
								d	l	x	f	
外螺纹 Extrnal	11ER-28BSPT			11EL-28BSPT			28	6.35	11	0.6	0.6	
	11ER-19BSPT			11EL-19BSPT			19	6.35	11	0.8	0.9	
	11ER-14BSPT			11EL-14BSPT			14	6.35	11	0.9	1.0	
	16ER-28BSPT	●	●	16EL-28BSPT			28	9.525	16	0.6	0.6	
	16ER-19BSPT	●	●	16EL-19BSPT			19	9.525	16	0.8	0.9	
	16ER-14BSPT	●	●	16EL-14BSPT			14	9.525	16	1.0	1.2	
	16ER-11BSPT	●	●	16EL-11BSPT			11	9.525	16	1.1	1.5	
内螺纹 Internla	11IR-28BSPT			11IL-28BSPT			28	6.35	11	0.6	0.6	
	11IR-19BSPT	●	●	11IL-19BSPT			19	6.35	11	0.8	0.9	
	11IR-14BSPT	●	●	11IL-14BSPT			14	6.35	11	0.9	1.0	
	16IR-28BSPT	○	○	16IL-28BSPT			28	9.525	16	0.6	0.6	
	16IR-19BSPT	●	●	16IL-19BSPT			19	9.525	16	0.8	0.9	
	16IR-14BSPT	●	●	16IL-14BSPT			14	9.525	16	1.0	1.2	
	16IR-11BSPT	●	●	16IL-11BSPT			11	9.525	16	1.1	1.5	

## 美制60° 锥管螺纹 National Pipe Thread:NPT

类型 Type	型号 Designation 右手 (right)	YD930	KM10	型号 Designation 左手 (left)	YD930	KM10	TPI	尺寸 Dimensions(mm)				图片 Picture
								d	l	x	f	
外螺纹 Extrnal	11ER-27NPT			11EL-27NPT			27	6.35	11	0.7	0.8	
	11ER-18NPT			11EL-18NPT			18	6.35	11	0.8	1.0	
	11ER-14NPT			11EL-14NPT			14	6.35	11	0.8	1.0	
	16ER-27NPT	○	○	16EL-27NPT			27	9.525	16	0.7	0.8	
	16ER-18NPT	●	●	16EL-18NPT			18	9.525	16	0.8	1.0	
	16ER-14NPT	●	●	16EL-14NPT			14	9.525	16	0.9	1.2	
	16ER-11.5NPT	●	●	16EL-11.5NPT			11.5	9.525	16	1.1	1.5	
16ER-8NPT	●	●	16EL-8NPT			8	9.525	16	1.3	1.8		
内螺纹 Internla	11IR-27NPT			11IL-27NPT			27	6.35	11	0.7	0.8	
	11IR-18NPT	●	●	11IL-18NPT			18	6.35	11	0.8	1.0	
	11IR-14NPT	●	●	11IL-14NPT			14	6.35	11	0.8	1.0	
	16IR-27NPT	○	○	16IL-27NPT			27	9.525	16	0.7	0.8	
	16IR-18NPT	●	●	16IL-18NPT			18	9.525	16	0.8	1.0	
	16IR-14NPT	●	●	16IL-14NPT			14	9.525	16	0.9	1.2	
	16IR-11.5NPT	●	●	16IL-11.5NPT			11.5	9.525	16	1.1	1.5	
16IR-8NPT	●	●	16IL-8NPT			8	9.525	16	1.3	1.8		

## 美制干密封直管螺纹 National Pipe thread-Dryseal:NPTF

类型 Type	型号 Designation 右手 (right)	YD930	KM10	型号 Designation 左手 (left)	YD930	KM10	TPI	尺寸 Dimensions(mm)				图片 Picture
								d	l	x	f	
外螺纹 Extrnal	11ER-27NPTF			11EL-27NPTF			27	6.35	11	0.7	0.8	
	11ER-18NPTF			11EL-18NPTF			18	6.35	11	0.8	1.0	
	11ER-14NPTF			11EL-14NPTF			14	6.35	11	0.8	1.0	
	16ER-27NPTF	○	○	16EL-27NPTF			27	9.525	16	0.7	0.8	
	16ER-18NPTF	○	○	16EL-18NPTF			18	9.525	16	0.8	1.0	
	16ER-14NPTF	●	●	16EL-14NPTF			14	9.525	16	0.9	1.2	
	16ER-11.5NPTF	●	●	16EL-11.5NPTF			11.5	9.525	16	1.1	1.5	
16ER-8NPTF	●	●	16EL-8NPTF			8	9.525	16	1.3	1.8		
内螺纹 Internla	11IR-27NPTF			11IL-27NPTF			27	6.35	11	0.7	0.8	
	11IR-18NPTF	○	○	11IL-18NPTF			18	6.35	11	0.8	1.0	
	11IR-14NPTF	○	○	11IL-14NPTF			14	6.35	11	0.8	1.0	
	16IR-27NPTF			16IL-27NPTF			27	9.525	16	0.7	0.8	
	16IR-18NPTF			16IL-18NPTF			18	9.525	16	0.8	1.0	
	16IR-14NPTF	●	●	16IL-14NPTF			14	9.525	16	0.9	1.2	
	16IR-11.5NPTF	●	●	16IL-11.5NPTF			11.5	9.525	16	1.1	1.5	
16IR-8NPTF	○	○	16IL-8NPTF			8	9.525	16	1.3	1.8		



## DIN405 圆齿螺纹 Round DIN405

类型 Type	型号 Designation 右手 (right)	YD930	KM10	型号 Designation 左手 (left)	YD930	KM10	TPI	尺寸 Dimensions(mm)				图片 Picture
								d	l	x	f	
外螺纹 Extrnal	16ER-10RD	●	●	16EL-10RD			10	9.525	16	1.1	1.2	
	16ER-8RD	●	●	16EL-8RD			8	9.525	16	1.4	1.3	
	16ER-6RD	○	○	16EL-6RD			6	9.525	16	1.5	1.7	
	22ER-6RD			22EL-6RD			6	12.7	22	1.5	1.7	
	22ER-4RD			22EL-4RD			4	12.7	22	2.2	2.3	
	27ER-4RD			27EL-4RD			4	15.875	27	2.2	2.3	
内螺纹 Internla	16IR-10RD	●	●	16IL-10RD			10	9.525	16	1.1	1.2	
	16IR-8RD	○	○	16IL-8RD			8	9.525	16	1.4	1.4	
	16IR-6RD	○	○	16IL-6RD			6	9.525	16	1.4	1.5	
	22IR-6RD			22IL-6RD			6	12.7	22	1.5	1.7	
	22IR-4RD			22IL-4RD			4	12.7	22	2.2	2.3	
	27IR-4RD			27IL-4RD			4	15.875	27	2.2	2.3	

## DIN103 梯形螺纹 Trapez DIN103

类型 Type	型号 Designation 右手 (right)	YD930	KM10	型号 Designation 左手 (left)	YD930	KM10	螺距 (mm)	尺寸 Dimensions(mm)				图片 Picture
								d	l	x	f	
外螺纹 Extrnal	11ER-1.5TR	○	○	11EL-1.5TR			1.5	6.35	11	0.8	0.9	
	16ER-1.5TR	●	●	16EL-1.5TR			1.5	9.525	16	1.0	1.1	
	16ER-2.0TR	●	●	16EL-2.0TR			2.0	9.525	16	1.1	1.3	
	16ER-3.0TR	●	●	16EL-3.0TR			3.0	9.525	16	1.3	1.5	
	22ER-4.0TR	●	●	22EL-4.0TR			4.0	12.7	22	1.7	1.9	
	22ER-5.0TR	●	●	22EL-5.0TR			5.0	12.7	22	2.1	2.5	
	27ER-6.0TR	●	●	27EL-6.0TR			6.0	15.875	27	2.3	2.7	
内螺纹 Internla	11IR-1.5TR	●	●	11IL-1.5TR			1.5	6.35	11	0.8	0.9	
	16IR-1.5TR	●	●	16IL-1.5TR			1.5	9.525	16	1.0	1.1	
	16IR-2.0TR	○	○	16IL-2.0TR			2.0	9.525	16	1.1	1.3	
	16IR-2.5TR	●	●	16IL-2.5TR			2.5	9.525	16	1.2	1.4	
	16IR-3.0TR	●	●	16IL-3.0TR			3.0	9.525	16	1.3	1.5	
	22IR-4.0TR	●	●	22IL-4.0TR			4.0	12.7	22	1.7	1.9	
	22IR-5.0TR	●	●	22IL-5.0TR			5.0	12.7	22	2.1	2.5	
	27IR-6.0TR	●	●	27IL-6.0TR			6.0	15.875	27	2.3	2.7	

## 美式梯形螺纹 ACME American ACME

类型 Type	型号 Designation 右手 (right)	YD930	KM10	型号 Designation 左手 (left)	YD930	KM10	TPI	尺寸 Dimensions(mm)				图片 Picture
								d	l	x	f	
外螺纹 Extrnal	11ER-16ACME			11EL-16ACME			16	6.35	11	1.0	1.1	
	16ER-16ACME			16EL-16ACME			16	9.525	16	1.0	1.1	
	16ER-14ACME			16EL-14ACME			14	9.525	16	1.0	1.2	
	16ER-12ACME	●	●	16EL-12ACME			12	9.525	16	1.1	1.2	
	16ER-10ACME	●	●	16EL-10ACME			10	9.525	16	1.3	1.4	
	16ER-8ACME	●	●	16EL-8ACME			8	9.525	16	1.4	1.5	
	16ER-6ACME	○	○	16EL-6ACME			6	9.525	16	1.7	1.9	
	22ER-6ACME	○	○	22EL-6ACME			6	12.7	22	1.8	2.1	
	22ER-5ACME			22EL-5ACME			5	12.7	22	2.0	2.3	
	27ER-4ACME			27EL-4ACME			4	15.875	27	2.4	2.7	
内螺纹 Internla	11IR-16ACME			11IL-16ACME			16	6.35	11	0.9	0.9	
	16IR-16ACME			16IL-16ACME			16	9.525	16	1.0	1.1	
	16IR-14ACME			16IL-14ACME			14	9.525	16	1.1	1.2	
	16IR-12ACME	●	●	16IL-12ACME			12	9.525	16	1.2	1.3	
	16IR-10ACME	●	●	16IL-10ACME			10	9.525	16	1.2	1.3	
	16IR-8ACME	●	●	16IL-8ACME			8	9.525	16	1.4	1.5	
	16IR-6ACME	○	○	16IL-6ACME			6	9.525	16	1.7	1.9	
	22IR-6ACME	○	○	22IL-6ACME			6	12.7	22	1.8	2.1	
	22IR-5ACME			22IL-5ACME			5	12.7	22	2.0	2.3	
	27IR-4ACME			27IL-4ACME			4	15.875	27	2.3	2.6	

●: 库存项      ○: 准库存  
●: Stock item      ○: Underpring forstock



### 美制短牙梯形螺纹 STUB ACME

类型 Type	型号 Designation 右手 (right)	VD9930	KM10	型号 Designation 左手 (left)	VD9930	KM10	TPI	尺寸 Dimensions(mm)				图片 Picture
								d	l	x	f	
外螺纹 Extrnal	11ER-16STACME			11EL-16STACME			16	6.35	11	1.0	1.0	
	16ER-16STACME			16EL-16STACME			16	9.525	16	1.0	1.0	
	16ER-14STACME			16EL-14STACME			14	9.525	16	1.1	1.1	
	16ER-12STACME			16EL-12STACME			12	9.525	16	1.2	1.2	
	16ER-10STACME			16EL-10STACME			10	9.525	16	1.2	1.3	
	16ER-8STACME			16EL-8STACME			8	9.525	16	1.4	1.5	
	16ER-6STACME			16EL-6STACME			6	9.525	16	1.7	1.8	
	22ER-6STACME			22EL-6STACME			6	12.7	22	1.7	1.8	
	22ER-5STACME			22EL-5STACME			5	12.7	22	2.1	2.3	
	27ER-4STACME			27EL-4STACME			4	15.875	27	2.3	2.4	
	27ER-3STACME			27EL-3STACME			3	15.875	27	2.9	2.9	
内螺纹 Internla	11IR-16STACME			11IL-16STACME			16	6.35	11	1.0	1.0	
	16IR-16STACME			16IL-16STACME			16	9.525	16	1.0	1.0	
	16IR-14STACME			16IL-14STACME			14	9.525	16	1.1	1.1	
	16IR-12STACME			16IL-12STACME			12	9.525	16	1.1	1.2	
	16IR-10STACME			16IL-10STACME			10	9.525	16	1.2	1.3	
	16IR-8STACME			16IL-8STACME			8	9.525	16	1.4	1.5	
	16IR-6STACME			16IL-6STACME			6	9.525	16	1.7	1.8	
	22IR-6STACME			22IL-6STACME			6	12.7	22	1.7	1.8	
	22IR-5STACME			22IL-5STACME			5	12.7	22	2.1	2.3	
	27IR-4STACME			27IL-4STACME			4	15.875	27	2.3	2.4	
	27IR-3STACME			27IL-3STACME			3	15.875	27	2.9	2.9	



### 精密圆弧牙顶60° 螺纹UNJ

类型 Type	型号 Designation 右手 (right)	VD9930	KM10	型号 Designation 左手 (left)	VD9930	KM10	TPI	尺寸 Dimensions(mm)				图片 Picture
								d	l	x	f	
外螺纹 Extrnal	11ER-48UNJ			11EL-48UNJ			48	6.35	11	0.6	0.5	
	11ER-44UNJ			11EL-44UNJ			44	6.35	11	0.6	0.6	
	11ER-40UNJ			11EL-40UNJ			40	6.35	11	0.6	0.6	
	11ER-36UNJ			11EL-36UNJ			36	6.35	11	0.6	0.6	
	11ER-32UNJ			11EL-32UNJ			32	6.35	11	0.6	0.7	
	11ER-28UNJ			11EL-28UNJ			28	6.35	11	0.7	0.7	
	11ER-24UNJ			11EL-24UNJ			24	6.35	11	0.7	0.8	
	11ER-20UNJ			11EL-20UNJ			20	6.35	11	0.8	0.9	
	11ER-18UNJ			11EL-18UNJ			18	6.35	11	0.8	1.0	
	11ER-16UNJ			11EL-16UNJ			16	6.35	11	0.9	1.1	
	11ER-14UNJ			11EL-14UNJ			14	6.35	11	1.0	1.2	
	16ER-48UNJ			16EL-48UNJ			48	9.525	16	0.6	0.5	
	16ER-44UNJ			16EL-44UNJ			44	9.525	16	0.6	0.6	
	16ER-40UNJ			16EL-40UNJ			40	9.525	16	0.6	0.6	
	16ER-36UNJ			16EL-36UNJ			36	9.525	16	0.6	0.6	
	16ER-32UNJ			16EL-32UNJ			32	9.525	16	0.6	0.7	
	16ER-28UNJ			16EL-28UNJ			28	9.525	16	0.7	0.7	
	16ER-24UNJ			16EL-24UNJ			24	9.525	16	0.7	0.8	
	16ER-20UNJ			16EL-20UNJ			20	9.525	16	0.8	0.9	
	16ER-18UNJ			16EL-18UNJ			18	9.525	16	0.8	1.0	
	16ER-16UNJ			16EL-16UNJ			16	9.525	16	0.9	1.1	
	16ER-14UNJ			16EL-14UNJ			14	9.525	16	1.0	1.2	
	16ER-13UNJ			16EL-13UNJ			13	9.525	16	1.0	1.3	
	16ER-12UNJ			16EL-12UNJ			12	9.525	16	1.1	1.3	
	16ER-11UNJ			16EL-11UNJ			11	9.525	16	1.2	1.5	
	16ER-10UNJ			16EL-10UNJ			10	9.525	16	1.2	1.5	
	16ER-9UNJ			16EL-9UNJ			9	9.525	16	1.3	1.7	
	16ER-8UNJ			16EL-8UNJ			8	9.525	16	1.2	1.6	
	22ER-7UNJ			22EL-7UNJ			7	12.7	22	1.7	2.3	
	22ER-6UNJ			22EL-6UNJ			6	12.7	22	1.7	2.3	
	22ER-5UNJ			22EL-5UNJ			5	12.7	22	1.8	2.5	
	27ER-4.5UNJ			27EL-4.5UNJ			4.5	15.875	27	2.0	2.7	
	27ER-4UNJ			27EL-4UN			4	15.875	27	2.2	3.0	

D  
Insert Series  
刀片系列



## 精密圆弧牙顶60° 螺纹UNJ

类型 Type	型号 Designation 右手 (right)	YD930	KM10	型号 Designation 左手 (left)	YD930	KM10	TPI	尺寸 Dimensions(mm)				图片 Picture
								d	l	x	f	
内螺纹 Internal	111R-48UNJ			111L-48UNJ			48	6.35	11	0.6	0.5	
	111R-44UNJ			111L-44UNJ			44	6.35	11	0.6	0.6	
	111R-40UNJ			111L-40UNJ			40	6.35	11	0.6	0.6	
	111R-36UNJ			111L-36UNJ			36	6.35	11	0.6	0.6	
	111R-32UNJ			111L-32UNJ			32	6.35	11	0.6	0.7	
	111R-28UNJ			111L-28UNJ			28	6.35	11	0.7	0.7	
	111R-24UNJ			111L-24UNJ			24	6.35	11	0.7	0.8	
	111R-20UNJ			111L-20UNJ			20	6.35	11	0.8	0.9	
	111R-18UNJ			111L-18UNJ			18	6.35	11	0.8	1.0	
	111R-16UNJ			111L-16UNJ			16	6.35	11	0.9	1.1	
	111R-14UNJ			111L-14UNJ			14	9.525	11	1.0	1.2	
	161R-48UNJ			161L-48UNJ			48	9.525	16	0.6	0.5	
	161R-44UNJ			161L-44UNJ			44	9.525	16	0.6	0.6	
	161R-40UNJ			161L-40UNJ			40	9.525	16	0.6	0.6	
	161R-36UNJ			161L-36UNJ			36	9.525	16	0.6	0.6	
	161R-32UNJ			161L-32UNJ			32	9.525	16	0.6	0.7	
	161R-28UNJ			161L-28UNJ			28	9.525	16	0.7	0.7	
	161R-24UNJ			161L-24UNJ			24	9.525	16	0.7	0.8	
	161R-20UNJ			161L-20UNJ			20	9.525	16	0.8	0.9	
	161R-18UNJ			161L-18UNJ			18	9.555	16	0.8	1.0	
	161R-16UNJ			161L-16UNJ			16	9.525	16	0.9	1.1	
	161R-14UNJ			161L-14UNJ			14	9.525	16	1.0	1.2	
	161R-13UNJ			161L-13UNJ			13	9.525	16	1.0	1.3	
	161R-12UNJ			161L-12UNJ			12	9.525	16	1.1	1.3	
	161R-11UNJ			161L-11UNJ			11	9.525	16	1.2	1.5	
	161R-10UNJ			161L-10UNJ			10	9.525	16	1.2	1.5	
	161R-9UNJ			161L-9UNJ			9	9.525	16	1.3	1.7	
	161R-8UNJ			161L-8UNJ			8	9.525	16	1.2	1.6	
	221R-7UNJ			221L-7UNJ			7	12.7	22	1.7	2.3	
	221R-6UNJ			221L-6UNJ			6	12.7	22	1.7	2.3	
	221R-5UNJ			221L-5UNJ			5	12.7	22	1.8	2.5	
	271R-4.5UNJ			271L-4.5UNJ			4.5	15.875	27	2.0	2.7	
271R-4UNJ			271L-4UNJ			4	15.875	27	2.2	3.0		

## 美制锯齿螺纹 American Buttress

类型 Type	型号 Designation 右手 (right)	YD930	KM10	型号 Designation 左手 (left)	YD930	KM10	TPI	尺寸 Dimensions(mm)				图片 Picture
								d	l	x	f	
外螺纹 External	11ER-20ABUT			11EL-20ABUT			20	6.35	11	1.0	1.4	
	11ER-16ABUT			11EL-16ABUT			16	6.35	11	1.3	1.9	
	16ER-20ABUT			16EL-20ABUT			20	9.525	16	1.0	1.4	
	16ER-16ABUT			16EL-16ABUT			16	9.525	16	1.3	1.9	
	16ER-12ABUT			16EL-12ABUT			12	9.525	16	1.4	2.0	
	16ER-10ABUT			16EL-10ABUT			10	9.525	16	1.5	2.3	
	22ER-8ABUT			22EL-8ABUT			8	12.7	22	2.0	3.2	
	22ER-6ABUT			22EL-6ABUT			6	12.7	22	2.2	3.5	
内螺纹 Internal	111R-20ABUT			111L-20ABUT			20	6.35	11	1.0	1.4	
	111R-16ABUT			111L-16ABUT			16	6.35	11	1.3	1.9	
	161R-20ABUT			161L-20ABUT			20	9.525	16	1.0	1.4	
	161R-16ABUT			161L-16ABUT			16	9.525	16	1.3	1.9	
	161R-12ABUT			161L-12ABUT			12	9.525	16	1.4	2.0	
	161R-10ABUT			161L-10ABUT			10	9.525	16	1.5	2.3	
	221R-8ABUT			221L-8ABUT			8	12.7	22	2.0	3.2	
	221R-6ABUT			221L-6ABUT			6	12.7	22	2.2	3.5	

- : 库存项      ○ : 准库存  
● : Stock item      ○ : Underpring forstock



美制锯齿螺纹 American Buttress

类型 Type	型号 Designation 右手 (right)	YD930	KW10	型号 Designation 左手 (left)	YD930	KW10	TPI	尺寸 Dimensions(mm)				图片 Picture
								d	l	x	f	
外螺纹 External	16ER-16BBUT			16EL-16BBUT			16	9.525	16	1.1	1.6	
	16ER-12BBUT			16EL-12BBUT			12	9.525	16	1.4	2.1	
	16ER-10BBUT			16EL-10BBUT			10	9.525	16	1.4	2.2	
	16ER-8BBUT			16EL-8BBUT			8	9.525	16	1.6	2.5	
	22ER-8BBUT			22EL-8BBUT			8	12.7	22	1.6	2.5	
内螺纹 Internal	16IR-16BBUT			16IL-16BBUT			16	9.525	16	1.1	1.6	
	16IR-12BBUT			16IL-12BBUT			12	9.525	16	1.4	2.1	
	16IR-10BBUT			16IL-10BBUT			10	9.525	16	1.4	2.2	
	16IR-8BBUT			16IL-8BBUT			8	9.525	16	1.6	2.5	
	22IR-8BBUT			22IL-8BBUT			8	12.7	22	1.6	2.5	



立式车螺纹刀片 Vertical threading inserts

类型 Type	型号 Designation 右手 (right)	YD930	KW10	型号 Designation 左手 (left)	YD930	KW10	螺距 (mm)	TPI	尺寸 Dimensions(mm)			图片 Picture
									d	l	x	
不完全修光刃 50°	16VER-A60	○	○	16VEL-A60			0.5~1.5	48~16	9.525	16	0.9	
	16VER-G60	●	●	16VEL-G60			1.75~3.0	14~8	9.525	16	1.7	
	16VER-AG60	●	●	16VEL-AG60			0.5~3.0	48~8	9.525	16	1.7	
	22VER-G60	○	○	22VEL-G60			1.75~3.0	14~8	12.7	22	2.5	
	22VER-N60	●	●	22VEL-N60			3.5~5.0	7~5	12.7	22	2.5	
不完全修光刃 55°	16VER-A55	○	○	16VEL-A55			0.5~1.5	48~16	9.525	16	0.9	
	16VER-G55	●	●	16VEL-G55			1.75~3.0	14~8	9.525	16	1.7	
	16VER-AG55	●	●	16VEL-AG55			0.5~3.0	48~8	9.525	16	1.7	
	22VER-G55	○	○	22VEL-G55			1.75~3.0	14~8	12.7	22	2.5	
	22VER-N55	●	●	22VEL-N55			3.5~5.0	7~5	12.7	22	2.5	



JTGR 立装外切槽用 JTGR Vertical external groove

图片 Picture	刀片型号	尺寸 Dimensions(mm)			YD930		KW10	
		W <sup>0.015</sup>	φd	S	R	L	R	L
	JTGR/L3100	1.00	9.525	3.97	●		●	
	JTGR/L3115	1.15			○		○	
	JTGR/L3120	1.20			●		●	
	JTGR/L3135	1.35			○		○	
	JTGR/L3150	1.50			●		●	
	JTGR/L3165	1.65			●		●	
	JTGR/L3175	1.75			●		●	
	JTGR/L3195	1.95			○		○	
	JTGR/L3200	2.00			●		●	
	JTGR/L3220	2.20			●		●	
	JTGR/L3250	2.50			●		●	
	JTGR/L3265	2.65			●		●	
	JTGR/L3300	3.00			●		●	

●: 库存项      ○: 准库存  
●: Stock item      ○: Underpring forstock





## 螺纹加工常见的问题及解决办法

问题	原因	措施
后刀面磨损过大	切削速度太高	降低切削速度
	进刀太浅, 发生摩擦磨损	减少进刀次数, 减小切削刃摩擦次数
	刀片位于中心线以上	采用正确的中心高
左, 右切削刀磨损不均	刀片刃倾角与螺纹螺旋角不一致	更换合适的刀垫已获得正确的刀刃倾角
	侧向进刀方式不正确	改变侧向进刀方式
崩刃, 破损	切削速度过慢	提高切削速度
	切削力过大	增加进刀数, 减少最大的进刀量
	在不稳定夹紧状态下切削	检查工件是否有震动 缩小刀具悬伸量 确认工件刀具的夹紧状态
	缠屑	增加冷却液供应
塑性变形	切削速度快, 切削区域温度过高	提高切削速度 增加进刀次数, 减小最大进给深度。
	切削液供给不充分	增加冷却液供应
螺纹表面质量不高	切削速度太低 刀片位于中心高上 切屑不受控制	提高切削速度 调整中心高 变更刀具的进行方式, 稳妥处理刀屑
螺纹牙形不正确	中心高不正确	调整中心高
	机床上的螺距不正确	矫正机床
浅牙形	切削深度设定不确定	修改切削深度
表面损伤	发生切屑卷入或接触	改为齿侧面横切, 控制到屑排出方向。
产生积屑瘤	切削温度太低。 常常发生在加工不锈钢和低碳钢时	提高切削速度和切削液压力与浓度 选择有良好韧性的刀片
表面出现挤裂	切削力过大	降低每步切削深度
震动	工件或刀具的夹紧不正确	确认工件与刀具的夹紧状态 最小化刀具悬深
	切削参数不正确	提高切削速度或大幅度降低切削速度
	刀具装夹不正确	调整中心高度



## The threaded processing common problems and solutions

Problem	Possible Cause	Solution
Excessive flank wear	Cutting speed too high	Reduce cutting speed
	Too small depth of cut cause frictional wear	Reduce the number of passes and cutting friction on the cutting edge
	Insert is over the center line	Use the right center height
Uneven wear in the left and right flank faces	Incorrect relief angles for the thread's lead angle	Select a proper shim to get a correct cutting edge inclination
	Flank infeed method is not appropriate	Change to alternative flank infeed
Edge breakage	Too low cutting speed	Increase the cutting speed
	Too large cutting force	Increase the number of passes, Decrease the depth of cut
	Cutting in unstable holding of the workpiece and the tool	Check stability of the workReduce the cutter overhang Check the holding of the workpiece and the tool
	winding crumbs	Supply sufficient coolant to the cutting point
Distinct Plastic deformation	Too high cutting speed excess temperature in the cutting area	Increase the cutting speed Increase the feeding times, reduce the maximal depth of cut
	Insufficient coolant supply	Supply sufficient coolant to the cutting point
Poor surface finish	cutting speed too slow Inserts is over the center height Uncontrolled cutting chip	Increase the cutting speed Adjust the center high Change the tool path mode, dispose the chip properly
Inaccurate thread form	Incorrect center height	Adjust the machine tool
	Inaccurate tool setting	Adjust the depth of cut
Shallow thread form	Incorrect depth of cut	Adjust the depth of cut
Surface damage	Chip involved or touched	Instead of tooth flank crosscut Regulate the direction of the chip expelled
Build-up edge	Too low cutting edge temperature Occured in processing stainless steel and low carbon steel	Increase the cutting speed Increase the pressure and concentration of cutting fluid Select inserts with good toughness
Insert cracking	the cutting force is too large	Reduce the depth of cut per pass
Shake	Incorrect holding of the workpiece and the tool	Check the holding of workpiece and tool Minimize the cutter overhang
	Incorrect cutting parameters	Increase the cutting speed or reduce cutting speed substantially
	Incorrect tool clamping systems	Adjust the center height



材质 Grade	应用 Application	图例 Sample
YD930	<p>在微粒硬质合金母材上覆上耐熔着性、抗氧化性优良的PVD涂层 用途：通用于钢到不锈钢的加工，高进给加工</p> <p>In cemented carbide particles on the parent metal is covered in resistance, oxidation resistance, excellent PVD coating Purpose: general steel to stainless steel processing, feed processing</p>	
KW10	<p>K种硬质合金 (K10相当) 用途：铸铁、有色金属、非金属的稳定加工</p> <p>K kinds of hard alloy (k10/19 dated fairly) Purpose: the stability of the cast iron, non-ferrous metals, non-metallic processing</p>	

### 螺纹车削技术资料 Technical Information For Threading

#### ■ 根据不同被加工件推荐切削速度 (VC) Thread turning speed selection

材质 Grade		ISOvc (M/M/IN)	
		YD930	KW10
P	中&低碳钢 Low & Medium Carbon Steels	20-100	
	高碳钢 High Carbon Steels	30-80	
	合金钢、调质钢 Alloy Steels & Treated Steels	40-90	
	铸钢 Cast Steels	40-90	
M	不锈钢 Stain less Steels	30-90	
K	铸铁 Cast Iron	40-90	
N	非铁合金 Non Ferrous & Aluminium	20-120	140-290

#### ■ 转速N计算 Calculation of N (PRM)

$$Vc = \frac{\pi \times D \times N}{1000}$$

$$N = \frac{Vc \times 1000}{\pi \times D}$$

N-每分钟转速 Revolution per Minute (min<sup>-1</sup>)  
VC-切削速度 Cutting Speed (m/min)  
D-被加工件直径 Workpiece Diameter (mm)

#### ■ 进刀次数 Number of passes

螺距 Pitch	mm	0.50	0.75	1.00	1.25	1.50	1.75	2.00
	TPI	48	32	24	20	16	14	12
进刀次数 NO. of passes		4-6	4-7	4-8	5-9	6-10	7-12	7-12
螺距 Pitch	mm	2.50	3.00	3.50	4.00	5.00	5.50	6.00
	TPI	10	8	17	6	5.5	4.5	4
进刀次数 NO. of passes		8-14	9-16	10-18	11-18	11-19	12-20	12-20
螺距 Pitch	mm	8.00						
	TPI	3						
进刀次数 NO. of passes		15-24						

#### 注意:

1. 中高数值适合大多数情况。
2. 越硬的材料可以选择越多的走刀次数。
3. 较多的走刀次数，比较快的切削速度更利于加工。
4. 每次进给都应确保机床的负荷程度。

#### NOTES:

1. For most stand ard applications, the middle of the range is a good starting point.
2. For most materials, the tougher the material, the higher the number of cutting passes you should select.
3. As a general rule of thumb, less passes are better than more speed.
4. Infeed per pass should ensure an even machine load.